

# 6.003: Signal Processing

## Continuous-Time Fourier Transform

- Definition
- Examples
- Properties

### Announcements:

- Quiz 1: October 5, 2-4pm, 50-340 (Walker)
  - Coverage up to and including all of week 3, including HW3.
  - Closed book except for one page of notes (8.5" x 11" both sides).
  - No electronic devices. (No headphones, cellphones, calculators, ...)
- No HW4
- A practice quiz has been posted.
  - Not turned in, not graded.
  - Solutions will be posted on Friday.
- If you have personal or medical difficulties, please contact S<sup>3</sup> and/or 6.003-instructors@mit.edu for accommodations.

*September 28, 2021*

## From Periodic to Aperiodic

---

Previously we have focused on Fourier representations of **periodic** signals: e.g., sounds, waves, music, ...

However, most real-world signals are not periodic.

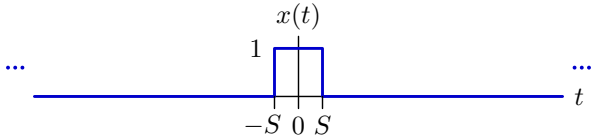
None are truly periodic since they do not have infinite duration!

Today: generalizing Fourier representations to include aperiodic signals.

# Fourier Representations of Aperiodic Signals

---

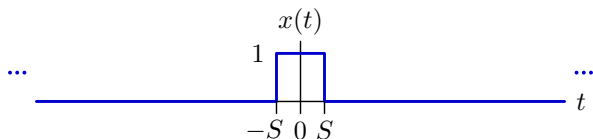
How can we represent an aperiodic signal as a sum of sinusoids?



## Fourier Representations of Aperiodic Signals

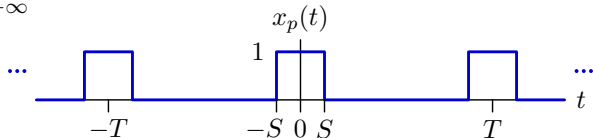
---

How can we represent an aperiodic signal as a sum of sinusoids?



Strategy: make a periodic version of  $x(t)$  by summing shifted copies:

$$x_p(t) = \sum_{m=-\infty}^{\infty} x(t - mT)$$



Since  $x_p(t)$  is periodic, it has a Fourier series (which depends on  $T$ ).

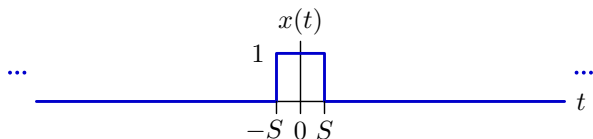
Find Fourier series coefficients  $X_p[k]$  and take the limit of  $X_p[k]$  as  $T \rightarrow \infty$ .

As  $T \rightarrow \infty$ ,  $x_p(t) \rightarrow x(t)$  and Fourier series will approach Fourier transform.

## Fourier Representations of Aperiodic Signals

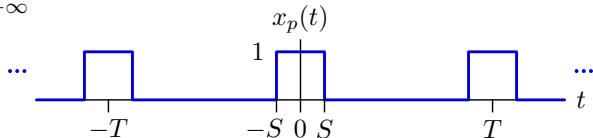
---

Example.



Strategy: make a periodic version of  $x(t)$  by summing shifted copies:

$$x_p(t) = \sum_{m=-\infty}^{\infty} x(t - mT)$$



Calculate the Fourier series coefficients  $X_p[k]$ :

$$X_p[k] = \frac{1}{T} \int_{-S}^S e^{-j\frac{2\pi k}{T}t} dt = \frac{1}{T} \left. \frac{e^{-j\frac{2\pi k}{T}t}}{-j\frac{2\pi k}{T}} \right|_{-S}^S = \frac{2 \sin\left(\frac{2\pi k}{T}S\right)}{T\left(\frac{2\pi k}{T}\right)}$$

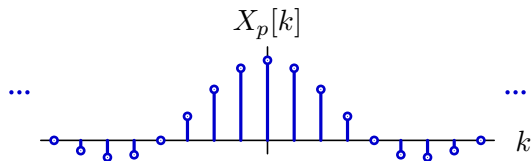
## Fourier Representations of Aperiodic Signals

---

Calculate the Fourier series coefficients  $X_p[k]$ :

$$X_p[k] = \frac{1}{T} \int_{-S}^S e^{-j\frac{2\pi}{T}kt} dt = \frac{1}{T} \frac{e^{-j\frac{2\pi}{T}kt}}{-j\frac{2\pi k}{T}} \Bigg|_{-S}^S = \frac{2 \sin\left(\frac{2\pi k}{T}S\right)}{T\left(\frac{2\pi k}{T}\right)}$$

Plot the resulting Fourier coefficients when  $S=1$  and  $T=8$ .



What happens if you double the period  $T$ ?

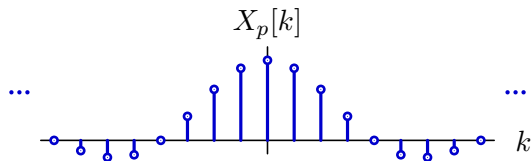
## Fourier Representations of Aperiodic Signals

---

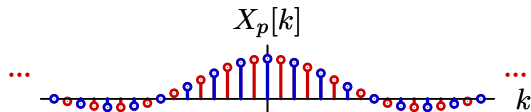
Calculate the Fourier series coefficients  $X_p[k]$ :

$$X_p[k] = \frac{1}{T} \int_{-S}^S e^{-j\frac{2\pi}{T}kt} dt = \frac{1}{T} \frac{e^{-j\frac{2\pi}{T}kt}}{-j\frac{2\pi k}{T}} \Bigg|_{-S}^S = \frac{2 \sin\left(\frac{2\pi k}{T}S\right)}{T\left(\frac{2\pi k}{T}\right)}$$

Plot the resulting Fourier coefficients when  $S=1$  and  $T=8$ .



What happens if you double the period  $T$ ? Make a plot for  $S=1$  and  $T=16$ .



There are twice as many samples per period of the sin function. (The red samples are at new intermediate frequencies.) The amplitude is halved.

## Fourier Representations of Aperiodic Signals

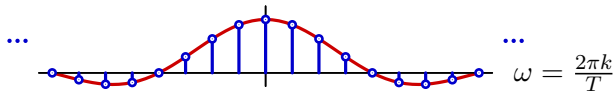
Define a new function  $X(\omega)$  where  $\omega = k\omega_o = 2\pi k/T$ .

$$TX_p[k] = \frac{2 \sin\left(\frac{2\pi k}{T}S\right)}{\frac{2\pi k}{T}} = 2 \frac{\sin(\omega S)}{\omega} = X(\omega)$$

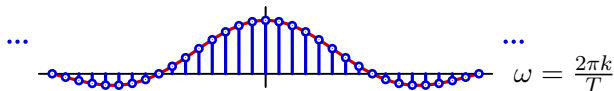
Then  $TX_p[k]$  represents samples of  $X(\omega)$  with increasing resolution in  $\omega$ .

$$TX_p[k] = X(\omega)$$

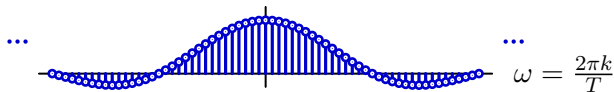
$S=1$  and  $T=8$ :



$S=1$  and  $T=16$ :



$S=1$  and  $T=32$ :



The discrete function  $TX_p[k]$  is a sampled version of the function  $X(\omega)$ .



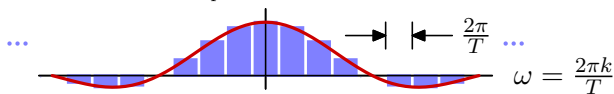
## Fourier Representations of Aperiodic Signals

We can reconstruct  $x(t)$  from  $X(\omega)$  using a Riemann sum.

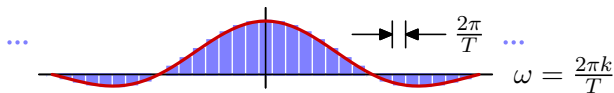
$$\begin{aligned}x(t) &= \lim_{T \rightarrow \infty} x_p(t) = \lim_{T \rightarrow \infty} \sum_k X_p[k] e^{j \frac{2\pi}{T} kt} \\ &= \lim_{T \rightarrow \infty} \left( \frac{1}{2\pi} \right) \sum_k T X_p[k] e^{j \frac{2\pi}{T} kt} \left( \frac{2\pi}{T} \right) = \frac{1}{2\pi} \int_{-\infty}^{\infty} X(\omega) e^{j\omega t} d\omega\end{aligned}$$

$$T X_p[k] = X(\omega)$$

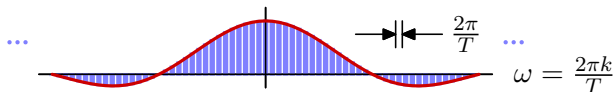
$S=1$  and  $T=8$ :



$S=1$  and  $T=16$ :



$S=1$  and  $T=32$ :



**Fourier Transform relation:**  $x(t) \xleftrightarrow{\text{FT}} X(\omega)$

## Continuous-Time Fourier Representations

---

Fourier series and transforms are similar:  
both represent signals by their frequency content.

### Continuous-Time Fourier Series

$$X[k] = \frac{1}{T} \int_T x(t) e^{-jk\omega_0 t} dt$$

**analysis equation**

$$x(t) = x(t + T) = \sum_{k=-\infty}^{\infty} X[k] e^{jk\omega_0 t}$$

**synthesis equation**

$$\text{where } \omega_0 = \frac{2\pi}{T}$$

### Continuous-Time Fourier Transform

$$X(\omega) = \int_{-\infty}^{\infty} x(t) e^{-j\omega t} dt$$

**analysis equation**

$$x(t) = \frac{1}{2\pi} \int_{-\infty}^{\infty} X(\omega) e^{j\omega t} d\omega$$

**synthesis equation**

## Continuous-Time Fourier Representations

---

All of the information in a periodic signal is contained in one period.  
The information in an aperiodic signal is spread across all time.

### Continuous-Time Fourier Series

$$X[k] = \frac{1}{T} \int_T x(t) e^{-jk\omega_0 t} dt$$

analysis equation

$$x(t) = x(t + T) = \sum_{k=-\infty}^{\infty} X[k] e^{jk\omega_0 t}$$

synthesis equation

$$\text{where } \omega_0 = \frac{2\pi}{T}$$

### Continuous-Time Fourier Transform

$$X(\omega) = \int_{-\infty}^{\infty} x(t) e^{-j\omega t} dt$$

analysis equation

$$x(t) = \frac{1}{2\pi} \int_{-\infty}^{\infty} X(\omega) e^{j\omega t} d\omega$$

synthesis equation

## Continuous-Time Fourier Representations

---

Periodic signals can be synthesized from a discrete set of harmonics.  
Aperiodic signals generally require all possible frequencies.

### Continuous-Time Fourier Series

$$X[k] = \frac{1}{T} \int_T x(t) e^{-jk\omega_0 t} dt$$

**analysis equation**

$$x(t) = x(t + T) = \sum_{k=-\infty}^{\infty} X[k] e^{jk\omega_0 t}$$

**synthesis equation**

$$\text{where } \omega_0 = \frac{2\pi}{T}$$

### Continuous-Time Fourier Transform

$$X(\omega) = \int_{-\infty}^{\infty} x(t) e^{-j\omega t} dt$$

**analysis equation**

$$x(t) = \frac{1}{2\pi} \int_{-\infty}^{\infty} X(\omega) e^{j\omega t} d\omega$$

**synthesis equation**

## Continuous-Time Fourier Representations

---

Harmonic frequencies  $k\omega_o$  are samples of continuous frequency  $\omega$ .

### Continuous-Time Fourier Series

$$X[k] = \frac{1}{T} \int_T x(t) e^{-jk\omega_o t} dt$$

analysis equation

$$x(t) = x(t + T) = \sum_{k=-\infty}^{\infty} X[k] e^{jk\omega_o t}$$

synthesis equation

$$\text{where } \omega_o = \frac{2\pi}{T}$$

### Continuous-Time Fourier Transform

$$X(\omega) = \int_{-\infty}^{\infty} x(t) e^{-j\omega t} dt$$

analysis equation

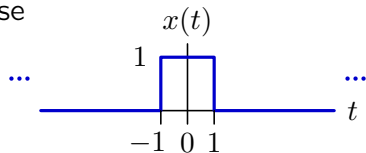
$$x(t) = \frac{1}{2\pi} \int_{-\infty}^{\infty} X(\omega) e^{j\omega t} d\omega$$

synthesis equation

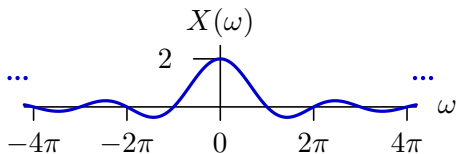
## Example

Find the Fourier Transform (FT) of a rectangular pulse:

$$x(t) = \begin{cases} 1 & -1 < t < 1 \\ 0 & \text{otherwise} \end{cases}$$



$$X(\omega) = \int_{-\infty}^{\infty} x(t)e^{-j\omega t} dt = \int_{-1}^1 e^{-j\omega t} dt = \left. \frac{e^{-j\omega t}}{-j\omega} \right|_{-1}^1 = 2 \frac{\sin \omega}{\omega}$$



$X(\omega)$  provides a recipe for constructing  $x(t)$  from sinusoidal components:

$$x(t) = \frac{1}{2\pi} \int_{-\infty}^{\infty} X(\omega)e^{j\omega t} d\omega$$

A square pulse contains (almost) all frequencies  $\omega$  (missing just  $\pi, 2\pi, \dots$ ).

## Properties of Fourier Transforms

---

Fourier transforms offer an alternative view of a signal.

A signal and its Fourier transform contain exactly the same information, but some information is more easily seen in one domain than in the other.

Systematic relations between time and frequency representations can be summarized in terms of Fourier transform **properties**.

## Properties of Fourier Transforms

---

Time delay maps to linear phase delay of the Fourier transform.

$$\begin{aligned} \text{If} \quad & x(t) \xleftrightarrow{\text{FT}} X(\omega) \\ \text{then} \quad & x(t - \tau) \xleftrightarrow{\text{FT}} e^{-j\omega\tau} X(\omega) \end{aligned}$$

---

$$X(\omega) = \int_{-\infty}^{\infty} x(t) e^{-j\omega t} dt$$

$$Y(\omega) = \int_{-\infty}^{\infty} x(t - \tau) e^{-j\omega t} dt$$

Let  $u = t - \tau$  (and therefore  $du = dt$  since  $\tau$  is a constant)

$$Y(\omega) = \int_{-\infty}^{\infty} x(u) e^{-j\omega(u+\tau)} du = e^{-j\omega\tau} \int_{-\infty}^{\infty} x(u) e^{-j\omega u} du = e^{-j\omega\tau} X(\omega)$$

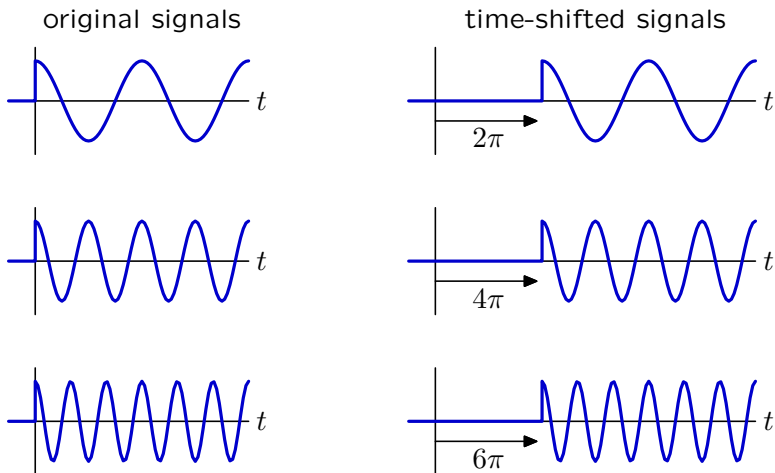
The angle/phase of  $e^{-j\omega\tau} = -\omega\tau$ .

Why does time delay change phase by an amount proportional to frequency?



## Properties of Fourier Transforms

Why does time delay change phase by an amount proportional to frequency?



Just enough phase to delay every frequency component by  $t=\tau$  (here  $\tau=1$ ).

The same amount of time corresponds to different amounts of phase.

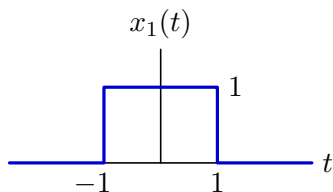
## Properties of Fourier Transforms

---

Scaling time.

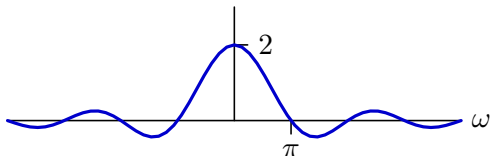
Consider the following signal and its Fourier transform.

Time representation:



Frequency representation:


$$X_1(\omega) = \frac{2 \sin \omega}{\omega}$$



How would these functions scale if time were stretched?

## Check Yourself

Signal  $x_2(t)$  and its Fourier transform  $X_2(\omega)$  are shown below.



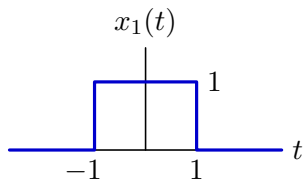
Which of the following is true?

1.  $b = 2$  and  $\omega_0 = \pi/2$
2.  $b = 2$  and  $\omega_0 = 2\pi$
3.  $b = 4$  and  $\omega_0 = \pi/2$
4.  $b = 4$  and  $\omega_0 = 2\pi$
5. none of the above

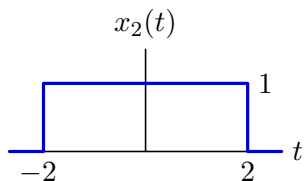
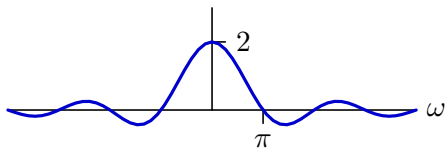
## Check Yourself

Find the Fourier transform.

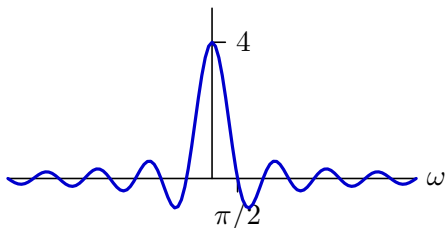
$$X_2(\omega) = \int_{-2}^2 e^{-j\omega t} dt = \frac{e^{-j\omega t}}{-j\omega} \Big|_{-2}^2 = \frac{2 \sin 2\omega}{\omega} = \frac{4 \sin 2\omega}{2\omega}$$



$$X_1(\omega) = \frac{2 \sin \omega}{\omega}$$




$$X_2(\omega) = \frac{4 \sin 2\omega}{2\omega}$$



Stretching time compresses frequency.

## Check Yourself

Signal  $x_2(t)$  and its Fourier transform  $X_2(\omega)$  are shown below.



Which of the following is true? 3

1.  $b = 2$  and  $\omega_0 = \pi/2$
2.  $b = 2$  and  $\omega_0 = 2\pi$
3.  $b = 4$  and  $\omega_0 = \pi/2$
4.  $b = 4$  and  $\omega_0 = 2\pi$
5. none of the above

## Properties of Fourier Transforms

---

Find a general scaling rule.

Let  $x_2(t) = x_1(at)$  where  $a > 0$ .

$$X_2(\omega) = \int_{-\infty}^{\infty} x_1(at) e^{-j\omega t} dt$$

Let  $\tau = at$ . Then  $d\tau = a dt$ .

$$X_2(\omega) = \int_{-\infty}^{\infty} x_1(\tau) e^{-j\omega\tau/a} \frac{1}{a} d\tau = \frac{1}{a} X_1\left(\frac{\omega}{a}\right)$$

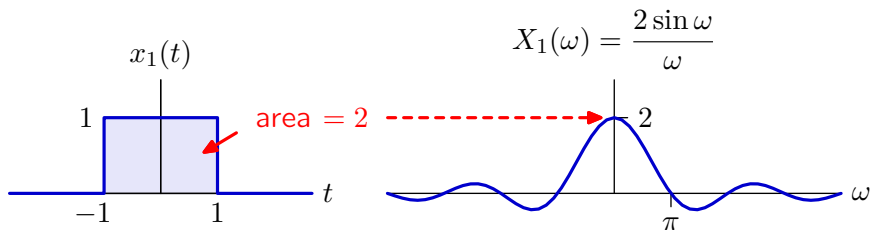
Stretching time compresses frequency and increases amplitude (preserving area).

## Moment Properties

---

The value of  $X(\omega)$  at  $\omega = 0$  is the integral of  $x(t)$  over time  $t$ .

$$X(\omega)|_{\omega=0} = \int_{-\infty}^{\infty} x(t)e^{-j\omega t} dt = \int_{-\infty}^{\infty} x(t)e^{-j0t} dt = \int_{-\infty}^{\infty} x(t) dt$$

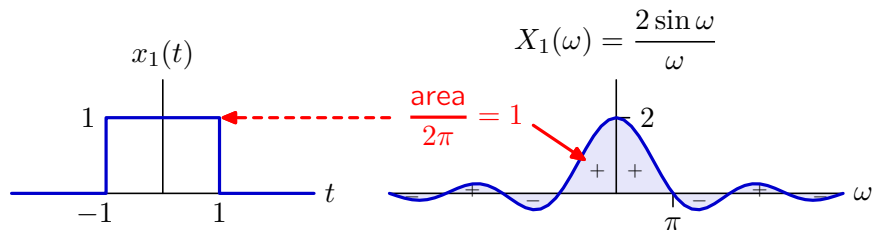


## Moments

---

The value of  $x(0)$  is the integral of  $X(\omega)$  divided by  $2\pi$ .

$$x(0) = \frac{1}{2\pi} \int_{-\infty}^{\infty} X(\omega) e^{j\omega t} d\omega = \frac{1}{2\pi} \int_{-\infty}^{\infty} X(\omega) d\omega$$

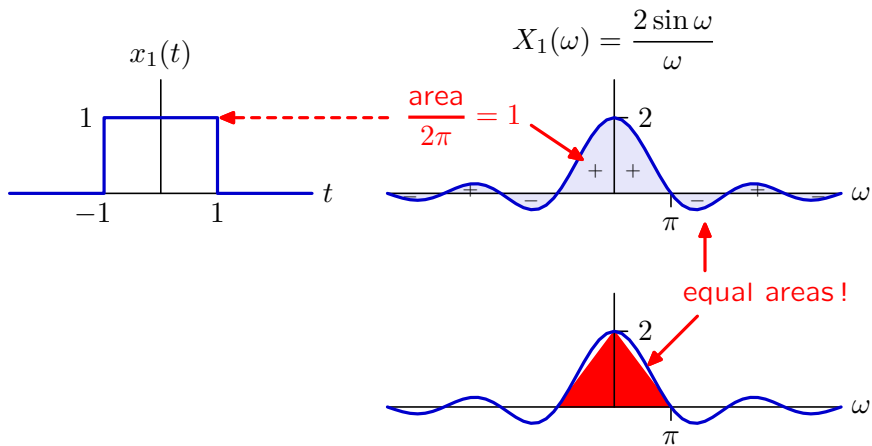




## Moments

The value of  $x(0)$  is the integral of  $X(\omega)$  divided by  $2\pi$ .

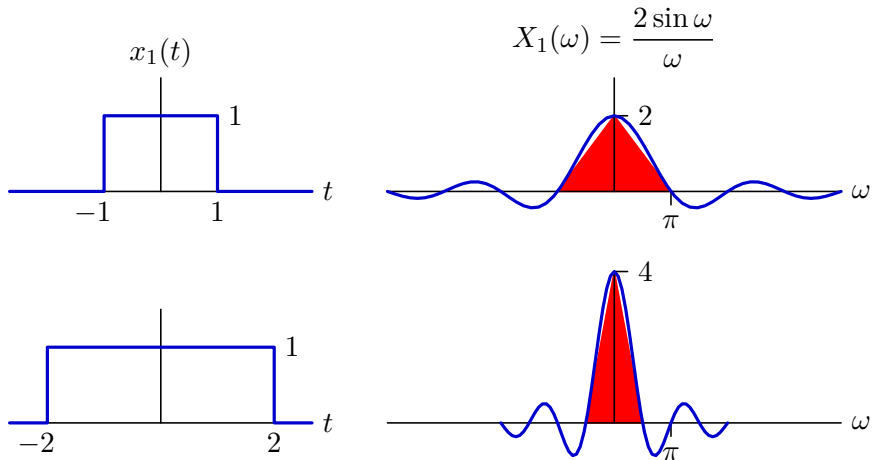
$$x(0) = \frac{1}{2\pi} \int_{-\infty}^{\infty} X(\omega) e^{j\omega t} d\omega = \frac{1}{2\pi} \int_{-\infty}^{\infty} X(\omega) d\omega$$



## Stretching Time

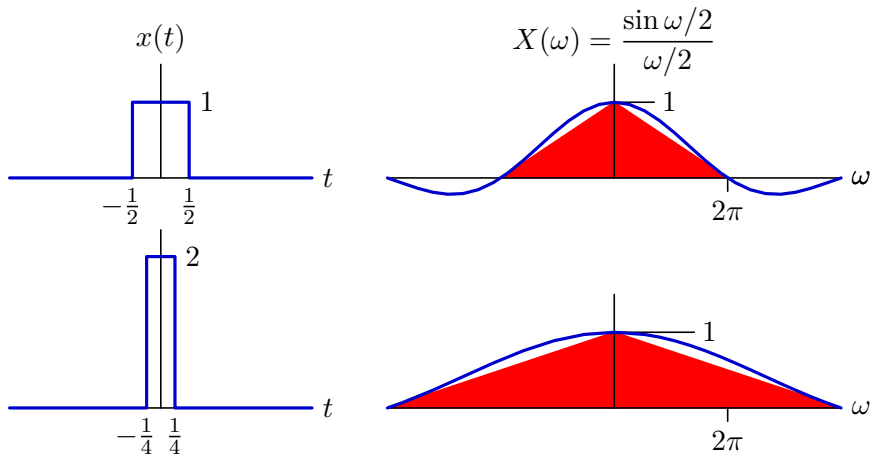
---

Stretching time compresses frequency and increases amplitude (preserving area).



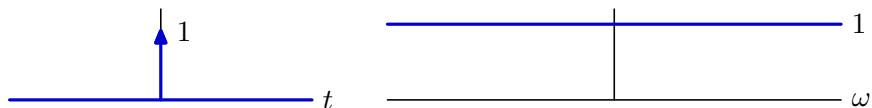
## Compressing Time to the Limit

Alternatively, we could compress time while keeping area = 1.



In the limit, the pulse has zero width but area 1!

We represent this limit with the delta (or impulse) function:  $\delta(t)$ .



## Math With Impulses

---

Although physically unrealizable, the impulse (a.k.a. Dirac delta) function is useful as a mathematically tractable approximation to a very brief signal.

Example 1: Find the Fourier transform of a unit impulse function.

$$X(\omega) = \int_{-\infty}^{\infty} \delta(t)e^{-j\omega t} dt$$

Since  $\delta(t)$  is zero except near  $t=0$ , only values of  $e^{-j\omega t}$  near  $t=0$  are important. Because  $e^{-j\omega t}$  is a smooth function of  $t$ ,  $e^{-j\omega t}$  can be replaced by  $e^{-j\omega 0}$ :

$$X(\omega) = \int_{-\infty}^{\infty} \delta(t)e^{-j\omega 0} dt = 1$$

This matches our previous result which was based explicitly on a limit. Here the limit is implicit.

## Math With Impulses

---

Although physically unrealizable, the impulse function is extremely useful as a mathematically tractable approximation to a very brief signal.

Example 2: Find the function whose Fourier transform is an impulse.

$$x(t) = \frac{1}{2\pi} \int_{-\infty}^{\infty} \delta(\omega) e^{j\omega t} d\omega = \frac{1}{2\pi} \int_{-\infty}^{\infty} \delta(\omega) e^{j0t} d\omega = \frac{1}{2\pi}$$

$$1 \stackrel{\text{CTFT}}{\iff} 2\pi\delta(\omega)$$

Notice the similarity to the previous result:

$$\delta(t) \stackrel{\text{CTFT}}{\iff} 1$$

These relations are **duals** of each other.

- A constant in time consists of a single frequency at  $\omega = 0$ .
- An impulse in time contains components at all frequencies.

## Math With Impulses

---

Although physically unrealizable, the impulse function is extremely useful as a mathematically tractable approximation to a very brief signal.

Example 3: Find the function whose Fourier transform is a shifted impulse.

$$\begin{aligned}x(t) &= \frac{1}{2\pi} \int_{-\infty}^{\infty} \delta(\omega - \omega_o) e^{j\omega t} d\omega = \frac{1}{2\pi} \int_{-\infty}^{\infty} \delta(\omega') e^{j(\omega' + \omega_o)t} d\omega' \\ &= \frac{1}{2\pi} e^{j\omega_o t} \int_{-\infty}^{\infty} \delta(\omega') e^{j\omega' t} d\omega' = \frac{1}{2\pi} e^{j\omega_o t}\end{aligned}$$

$$e^{j\omega_o t} \stackrel{\text{CTFT}}{\iff} 2\pi \delta(\omega - \omega_o)$$

Use this result to relate Fourier series to Fourier transforms.

## Relation Between Fourier Series and Fourier Transforms

---

If a periodic signal  $x(t) = x(t + T)$  has a Fourier series representation, then it can also be represented by an equivalent Fourier transform.

$$e^{j\omega_0 t} \xleftrightarrow{\text{FT}} 2\pi\delta(\omega - \omega_0)$$

$$x(t) = x(t + T) = \sum_{k=-\infty}^{\infty} X[k]e^{j\frac{2\pi}{T}kt} \quad \begin{array}{l} \text{CTFS} \\ \longleftrightarrow \end{array} \quad X[k]$$

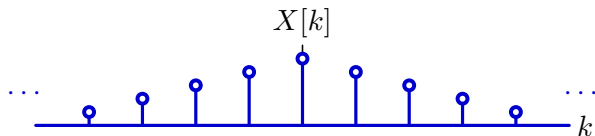
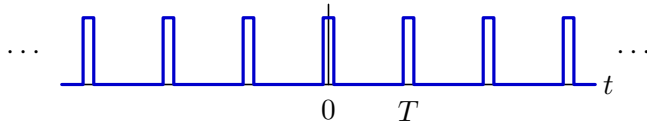
$$x(t) = x(t + T) = \sum_{k=-\infty}^{\infty} X[k]e^{j\frac{2\pi}{T}kt} \quad \begin{array}{l} \text{CTFT} \\ \longleftrightarrow \end{array} \quad \sum_{k=-\infty}^{\infty} 2\pi X[k]\delta\left(\omega - \frac{2\pi}{T}k\right)$$

Each term in the Fourier series is replaced by an impulse in the Fourier transform.

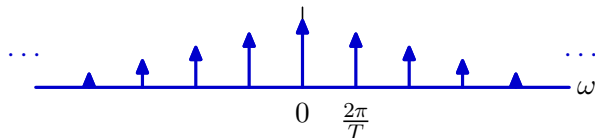
## Relation between Fourier Transform and Fourier Series

Each Fourier series term is replaced by an impulse in the Fourier transform.

$$x(t) = \sum_{k=-\infty}^{\infty} x_p(t - kT)$$



$$X(\omega) = \sum_{k=-\infty}^{\infty} 2\pi X[k] \delta\left(\omega - k\frac{2\pi}{T}\right)$$





## Summary

---

Fourier series and transforms are similar:  
both represent signals by their frequency content.

### Continuous-Time Fourier Series

$$X[k] = \frac{1}{T} \int_T x(t) e^{-jk\omega_0 t} dt$$

**analysis equation**

$$x(t) = x(t + T) = \sum_{k=-\infty}^{\infty} X[k] e^{jk\omega_0 t}$$

**synthesis equation**

$$\text{where } \omega_0 = \frac{2\pi}{T}$$

### Continuous-Time Fourier Transform

$$X(\omega) = \int_{-\infty}^{\infty} x(t) e^{-j\omega t} dt$$

**analysis equation**

$$x(t) = \frac{1}{2\pi} \int_{-\infty}^{\infty} X(\omega) e^{j\omega t} d\omega$$

**synthesis equation**

**Next time:** Fourier Transform for discrete-time signals.